

2008 Edition

Arkansas Secretary of State
Charlie Daniels
presents ...



A Pocket Guide
to Voting in the
Natural State

**Be Heard. Get Registered.
Go Vote!**



State of Arkansas Secretary of State

Charlie Daniels
Secretary of State

Dear Arkansas Voter,

Your vote is your voice as a citizen. If you want to have a say in how your country, state, and locality are run, voting is the single most effective way to do it; however, going to the polls can be intimidating, especially for first-time voters. My office provides this simple "how-to" guide to clarify various myths and uncertainties about the voting process. **Voting 101** spells out your rights and responsibilities in casting your ballot, as well as options on how and when you may vote.

Arkansas voters have recently encountered a number of changes at the polls as a result of the Help America Vote Act (HAVA). These new procedures and equipment are designed to make voting easier and more accessible. I hope you find this 2008 edition of the guide a valuable resource in keeping you up-to-date on how to vote in Arkansas.

Sincerely,

A handwritten signature in black ink that reads "Charlie Daniels".

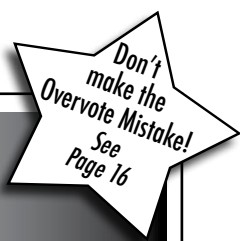
Charlie Daniels

Room 256 State Capitol • Little Rock, Arkansas 72201-1094
501-682-1010 • Fax 501-682-3510

arsos@sos.arkansas.gov • www.sos.arkansas.gov



What's Inside









Applying to Register to Vote	2
Registration Requirements	2
Where Can I Apply?	2
Identification Requirements	3
Registration Deadlines	4
How Do I Know I'm Registered?.....	4
Special Registration Issues.....	5
FAQs on Voter Registration	6
Your Assignment — Go Vote!	11
Methods of Voting	11
Provisional Voting	12
Fail Safe Voting	15
What to Expect When Voting	15
Avoiding the Overvote.....	16
Casting Your Ballot	17
FAQs on Voting.....	20
FAQs on Absentee Voting.....	25
Study Guide:	
Answers to Other Voting Questions	28
County Clerks of Arkansas	34
Election Dates 2008	40
Open Book Exam:	
Who to Call for Answers.....	41

Registration Requirements











To register to vote, you must:

-  Be a U.S. citizen.
-  Be an Arkansas resident (residing in Arkansas at least 31 days before the first election in which you will vote).
-  Be age 18 or turn 18 on or before the next election.
-  Not be a convicted felon whose sentence has not been discharged or pardoned.
-  Not be presently adjudged as mentally incompetent as to your ability to vote by a court of competent jurisdiction.
-  Not be registered elsewhere – in another county in Arkansas or another state.


Where Can I Apply?



Register to vote at your local:

-  County clerk's office in your home county
-  State Revenue Office, Driver Services (pick up a paper form or ask for your information to be transmitted electronically)
-  Local public library or Arkansas State Library
-  Public assistance agency
-  Disability agency
-  Military recruitment office
-  Arkansas National Guard
-  Voter registration drive

Apply by mail. Obtain an application from:

-  Your county clerk
-  Secretary of State Elections Division, 1-800-247-3312
-  The Secretary of State's website:

www.sos.arkansas.gov

Identification Requirements

If you are registering to vote by mail:

You must provide either your driver's license number or the last four digits of your Social Security number on your Arkansas Voter Registration Application, or check the box in #7 on the application to indicate that you do not possess either a driver's license or Social Security number.

If you check the box indicating that you do not possess either a driver's license or Social Security number, you may be required to vote a Provisional Ballot when you vote for the first time unless you submit a photocopy of one of the following with your mail-in application or at the time of voting:

1. Current and valid photo identification, **or**
2. A copy of a current utility bill, bank statement, government check or paycheck that shows your name and address, **or**
3. Another government document that shows your name and address.

Registration Deadlines



- You must submit your application to an official voter registration agency or mail it no later than 30 days prior to an election in which you wish to vote. The postmark on a mailed application will be its submission date.
- If you completed your application at a voter registration drive, the organizers must submit it to the county clerk or Secretary of State's office within 21 days of the date on the application or no later than 30 days prior to the next election.
- If you submit your application close to an election registration deadline, you are strongly advised to follow up on your registration status with your county clerk before Election Day.
- If an election deadline is looming, there is one method of application that will ensure your eligibility: apply in person with your county clerk.
- If you have not received verification from your county clerk, be sure to confirm your registration BEFORE Election Day.

How Do I Know I'm Registered?



- Consider yourself registered when — and only when — you receive an acknowledgment from your county clerk. This could take several weeks, regardless of your method of application.
- Never assume you are registered to vote until you have received this acknowledgment.
- Call your county clerk after two weeks and inquire about the status of your application.

Special Registration Issues

If you are registered in another state or county:

- If you have moved to Arkansas from another state, notify the voter registrar in your previous state of residence to request cancellation.
- Similarly, if you have moved from one county to another within Arkansas, you must transfer your registration to your new county of residence.
- For questions about transferring your registration, please ask your local county clerk for assistance.

If you are a college student attending college OUTSIDE of your home county:

You must decide which county you consider “home.” If you intend to return to live in your home county, then list your parents’ address as your residence. If you do NOT intend to return there, then list your college address as your residence. Remember: you must keep your residence address CURRENT on your voter registration. This requirement often persuades college students to use their parents’ address, which may be less likely to change often.

If you are in the military:

You may register to vote in the office of the county clerk in the county in which you reside or you may register using the mail registration form. Federal Law requires that a single Federal Post Card Application (FPCA SF-76) simultaneously serves all states and territories as both a registration form and application for absentee ballot.

Military personnel may contact the Federal Voting Assistance Program (FVAP) or their Voting Assistance Officer for further information or to obtain a Federal Post Card Application (FPCA). Call 1-800-438-8683 or e-mail the program at vote@fvap.ncr.gov or visit the website: www.fvap.gov

If you own property in more than one county:

You must register to vote wherever you actually “live or reside.” Owning property or a business in a county does not constitute residency there.

FAQs on Voter Registration





Q: *Am I registered to vote when I send in my voter registration form?*

A: No, submitting your voter application at a state agency, in a voter registration drive or through the U.S. Postal Service does NOT guarantee your registration. You should follow up on the status of your registration just as you would on any other personal business matter. Before considering yourself a registered voter, you must receive an acknowledgment of your registration from the county clerk.

Unfortunately each Election Day, many would-be first-time voters in Arkansas do not have their votes counted because they are not actually registered to vote. Many believed they had registered months before, but failed to follow up when they did not receive a voter ID card from their county clerk.

The process of voter registration is convenient, but it also places responsibility on the registrant to ensure the process is completed.

 **FOLLOW UP ON YOUR
VOTER REGISTRATION
BEFORE ELECTION TIME!** 

Q: *I live in one county but work in another. I would like to vote in the county where I work because I am more involved in that community. Can I change my registration to the county where I work?*

A: No. Arkansas law requires you to register in the county where you reside.

Q: *I have moved twice in the last few years to different counties in Arkansas, but never transferred my previous voter registrations. How can I transfer my name from the old voter rolls and move my registration to my new county of residence?*

A: In Arkansas, moving across county lines requires transferring the registration to the new county. Be sure to submit your updated registration to the county clerk in your new county no later than four days before a scheduled election so you can vote there. If your application arrives less than four days before an election, you will not be eligible to vote in your new county for that election. (Act 556 of 2007)

Periodically, counties will mail notices to voters who have not voted in several elections in order to update voter rolls. If you receive such a

notice, it is important that you mark your correct address and return the card to the county clerk so that your registration can be updated.

The Secretary of State performs another safeguard: routinely checking for duplicate registrations across the state. But just to make sure, it is best for you to notify the county clerk in your old county and confirm that your registration has been transferred.

Q: *My neighbors were born in South America but they vote in every election here. Is that legal?*

A: If they are naturalized U.S. citizens, are at least 18 years old, are Arkansas residents, are not felons who have not discharged their sentences, and have not been determined to be mentally incompetent to register and vote, then they are eligible to register and vote. Anyone who is a naturalized citizen meeting these requirements may vote if they have registered at least 30 days prior to the election. (ACA 7-5-201)

Q: *I got married last summer and changed my name. I recently re-registered in my married name. What should I do to be sure that my previous registration in my maiden name is canceled?*

A: One of the most common causes of duplicate registrations is a name change after marriage. To inform your county clerk of the change, simply complete the name change portion of the voter registration application.

Q: *Can anyone distribute Voter Registration Applications and Applications for Absentee Ballots?*

A: Yes, ANYONE may distribute these applications.

Voter Registration Applications and a guide to conducting a voter registration drive are available from the Secretary of State; applications collected during a voter registration drive must be returned to the Secretary of State or the local county clerk within 21 days after the date on the application or no later than 30 days prior to the next election.

Applications for Absentee Ballots are available from your local county clerk (see pages 34-40 for contact information in your area).

Q: *My daughter wants to transfer her voter registration from our hometown to her new college campus. Can she do that?*

A: Students may be considered as residents of the place where they lived prior to becoming a student. However, a student may also intend to reside in their new location and be registered there. Of course, a student may not be registered and vote in more than one place. This also applies to people on temporary job assignments in other areas of the state. (ACA 7-5-201)

Q: *My husband and I are retired. We spend winters at home in south Arkansas and summers in the mountains in Colorado. What residence should we use to determine where we are entitled to register and vote?*

A: This is a decision you will have to make, but you must choose only one voting location. In general, your residence is where your family lives, where you physically reside, the place you intend to return to live, where your driver's license says you live, where you claim your homeowner's property tax exemption, etc. Many factors affect residency.

Q: *I recently decided to register to vote for the first time, so I filled out a voter registration application at a booth at the county fair. It was a little more than a month before the next election. When I went to the polls to vote, I was told that I was not registered. What should I do?*

A: You are not legally registered until the county clerk records your registration. Arkansas law requires organizers of voter registration drives to submit those applications within 21 days of the drive or no later than 30 days prior to an election. If they did not do so, you would not be eligible to vote in that election. Check with your county clerk to see if he or she has received and processed your application so that you can vote in the next election.



Your Assignment... **Go Vote!**

Now that you're a registered voter, the next step is to get informed on the candidates and issues and get ready to cast your ballot! To make voting as easy and convenient as possible, Arkansas offers three simple methods of voting to fit your needs.

Methods of Voting



Go to the Polls

Vote at your poll on Election Day, 7:30 a.m. to 7:30 p.m.

Your precinct is determined by where you live and the polling site is assigned by your election commission. Most local newspapers publish a list of polling sites within a few days of an election. If you received a Voter ID card from your county clerk, it may show your precinct.

Vote Early

- Depending on the type of election being conducted, you may early vote during the 7 or 15 days prior to Election Day. (See page 40 for specific dates.)
- In most counties, early voting is conducted at the county clerk's office.
- In counties with off-site early voting (a location other than the county clerk's office), local newspapers will publish the designated sites.
- During a preferential primary or a general election, early voting is available between the hours of 8 a.m. to 6 p.m., Monday through Friday, and 10 a.m. to 4 p.m.

Saturday, ending at 5 p.m. on the Monday before the election. Off-site early voting hours may vary by county; watch your local newspaper or contact your county clerk for information.

- During all other elections, early voting is available during your county clerk's regular office hours.
- If your name or address has changed, you may update your information at the early voting site.



Vote Absentee

You may vote absentee if one of the following statements is true for you:

1. You will be unavoidably absent from your polling site on Election Day, **or**
2. You will be unable to attend your polling site due to illness or physical disability.

Provisional Voting



If you registered to vote but your name does not appear on the precinct voter registration list, or if you are unable to comply with identification requirements for mail-in registrants, you have the right to cast a Provisional Ballot after signing an affirmation that you are a registered voter in the county and are eligible to vote in that election.

If your vote is challenged by a poll watcher, you have the right to cast a Provisional Ballot that will be set aside by the election officials in a special envelope until the election commission determines whether the ballot may be counted.

If you cast a Provisional Ballot, you have the right to be informed in writing of whether or not your ballot was counted and, if not, the reason it was not counted.

A poll watcher may not speak with you, may not challenge your ballot in bad faith, may not be within six feet of the voting area, may not disrupt the election and may not electioneer within 100 feet of the main entrance of the polling site.

Casting a Provisional Ballot when a ballot is challenged by a poll watcher:

1. If a poll watcher challenges a voter's ballot, that ballot will be treated as a Provisional Ballot.
2. An election official will inform the voter, who will then sign a statement affirming voting eligibility.
3. The election official will write the voter's name and address on the list of provisional voters.
4. The poll watcher will complete a Challenged Ballot form.
5. The election official will give the voter the proper ballot after removing the stub and placing it in the ballot stub box.
6. The voter will mark the ballot, then place it in the Provisional Ballot Envelope and seal it.
7. The voter then will place the sealed Provisional Ballot envelope and the challenged ballot form (unless it is printed on the outside of the Provisional Voter envelope) in the Provisional Voter envelope.
8. The election official will provide the voter with written instructions on how to determine whether the provisional vote was counted and, if not, the reason the vote was not counted. (In most cases, the election commission will mail a notice to the voter.)

Casting a Provisional Ballot when registration status cannot be confirmed:

1. If a voter's name is not included on the precinct voter registration list and if the election official at the poll cannot verify the voter's status as a registered voter in the county, that voter is entitled to cast a Provisional Ballot if he or she contends to be a registered voter in the precinct in which he or she desires to vote.
2. The election official will ask the voter for a current, valid photo ID or a copy of a current utility bill, bank statement, government check, paycheck or other government document that shows the name and address of the voter. If the voter fails to provide ID, the election official will note it on the precinct voter list.
3. The election official will write the voter's name and address on the list of provisional voters.
4. The election official will provide a Voter Affirmation form on which the voter affirms that he or she is registered in the precinct and is eligible to vote in the election.
5. When the affirmation is completed, the election official will provide the proper ballot to the voter.
6. The voter may then mark the ballot.
7. The voter should place the marked ballot into the Provisional Ballot envelope and seal it.
8. The voter should then place the Voter Affirmation in the Provisional Voter envelope (unless the affirmation is printed on the envelope itself).
9. The election official shall provide the voter with written instructions on how to determine whether or not the provisional vote was counted, and, if not, the reason the vote was not counted. (In most cases, the election commission will mail a notice to the voter.)

Fail Safe Voting

- If you move to a new address within your current precinct, you have the right to vote in that precinct after filling out a change-of-address form.
- If you move to a new address in your county but outside the precinct where you're registered, you have the right to vote at your new precinct and fill out a change-of-address form there.

What to Expect When Voting

- An election official will ask you to state your name and address and confirm your date of birth.
- The election official will ask you to provide identification. The following documents are acceptable: a current and valid photo ID or a copy of a current utility bill, bank statement, government check, paycheck, or other government document that shows the name and address of the voter.
- If you're unable to provide ID, the election official will note it on the Precinct Voter Registration List, and you may vote a regular ballot.
- If you registered by mail after January 1, 2003, and did not submit the required ID with your voter registration application, you may be required to show ID to vote a regular ballot. If you don't present ID, the election official will instruct you on voting a Provisional Ballot. (See page 3 for ID requirements.)
- In a primary election, you must state the party primary in which you wish to vote. If you do not wish to cast a party ballot, you may choose to vote only

in the non-partisan races (which may include judicial contests, tax increases and other local issues).

- In a primary election, you are allowed to vote only one party's ballot or the non-partisan judicial ballot. The election official records which party's ballot you choose.
- Next, you will sign the Precinct Voter Registration List, and the election official will add your name to the list of voters.
- The election official will give you a ballot or direct you to a voting machine. (See the next page for the system you'll use in your county.)
- You will go alone to a voting booth and mark your ballot. You are allotted 5 minutes to vote.
- If you vote a paper ballot, you will deposit it into the ballot box or an electronic scanner.

Avoiding the "Overvote"



An overvote is a ballot marked with more than one choice for the same question, such as two candidates in the same race. Overvotes cannot be counted, so it's important to make sure you don't make that mistake. If you vote on a paper ballot (absentee or optical scan ballots), check your choices very carefully to make sure they're marked correctly. If you make a mistake, simply ask an election official for a new ballot before you drop yours in the ballot box. Electronic voting machines will automatically prevent overvotes, but it's still important to double check your responses.

Casting Your Ballot

Depending on the system chosen by their county, voters in Arkansas use either an electronic touchscreen (also called direct-recording electronic, or DRE) or optical-scan paper ballots. Check the list below for the equipment generally used in your county, then read more about it on the next pages.

(The equipment listed is current as of July 2007. It is subject to change, so verify with local election officials if you have questions.)



iVotronic Touchscreen Only (see page 18)

Arkansas	Cross	Izard	Perry
Boone	Dallas	Jackson	Phillips
Bradley	Desha	Jefferson	Polk
Calhoun	Drew	Johnson	Prairie
Clark	Franklin	Lafayette	Randolph
Clay	Fulton	Little River	Searcy
Cleburne	Grant	Marion	Sharp
Cleveland	Greene	Miller	Van Buren
Conway	Hempstead	Mississippi	White
Crawford	Hot spring	Montgomery	Woodruff
Crittenden	Independence	Nevada	Yell



Optical Scan and Accessible iVotronic (see pages 18 & 19)

Central Tabulator

Ashley	Lonoke
Benton	Madison
Carroll	Monroe
Chicot	Newton
Faulkner	Saline
Howard	Scott
Lawrence	Sevier
Lee	Stone
Lincoln	Washington
Logan	

Precinct Tabulator

Baxter
Craighead
Garland
Pike
Poinsett
Pope
Pulaski
Sebastian
St. Francis



Accessible ELECTronic DRE (see page 20)

Columbia

Ouachita

Union

The iVotronic Touchscreen

With the exception of Columbia, Ouachita and Union counties, each polling site has at least one iVotronic touchscreen machine that is accessible to voters with disabilities.



Special features allow voters with limited mobility or impaired vision to vote privately without assistance. The iVotronic also has a paper record that remains in the machine but allows voters to verify their vote as it's made. Officials will use the paper printout for any recounts that may result.

1-2-3-VOTE! on the iVotronic

- 1. Activate Ballot** — A poll worker will activate the machine.
- 2. Select** — Touch the box containing the name of the candidate or issue you wish to choose. To change your selection, touch the box again or touch a different box. The iVotronic will not allow over-votes (selecting more than the allowed number in one race.)
- 3. Review** — After completing the last ballot page, touch “review” and carefully check your choices. To change a vote, touch the box you wish to change, then touch your new selection. You may also review choices as they're made on the paper record to the left of the screen.
- 4. VOTE!** — When finished making your choices, press the flashing red “VOTE” button to cast your ballot, then select the green “Confirm” button. When the “Thank You for Voting” screen appears, you have successfully cast your ballot.

Optical Scan Ballot

With the optical scan system, voters mark paper ballots that are fed into a scanner located at either the polling site (precinct tabulator) or at a central location in the county (central tabulator). The scanner “reads” the ballots electronically and totals the votes after the polls close..



Scanners at the precinct will alert voters to over-voted races and under-voted ballots. In counties that use a central tabulator, voters must check their ballots very carefully before placing in the ballot box. Once the ballot is accepted by the machine or dropped into the ballot box, it is final.

1-2-3-VOTE! on Optical Scan Systems

- 1. Receive Ballot** — A poll worker issues a paper ballot and directs you to a voting booth.
- 2. Select** — To select your candidate, use a pen to fill in the oval beside the candidate’s name you wish to choose.
- 3. Review** — Check your ballot carefully for overvotes or undervotes and for any votes you may wish to change. If you make a mistake, simply ask the poll worker for another ballot; you may spoil up to two ballots and vote a third.
- 4. VOTE!** — Place your ballot in the optical scanner (in precinct tabulator counties) or in the ballot box (in central tabulator counties).

The ELECTronic DRE

The ELECTronic voting system features a large ballot mounted on a touch-sensitive panel. For each voter, poll workers activate the system and choose the appropriate ballot style using a panel on the back of the machine. The voter then touches numbered boxes beside each choice. Flashing lights indicate races for which the voter has not yet voted.



1-2-3-VOTE! on the DRE

1. **Activate Ballot** — A poll worker activates the machine.
2. **Select** — Select a candidate by touching the numbered box next to your choice.
3. **Review** — After completing your ballot, check over each race to make sure your selections are marked as you intended. If you make a mistake, just touch the numbered box next to your corrected choice.
4. **VOTE!** — When finished reviewing your choices, press the "Vote" button.

FAQs on Voting



Q: *If the election officials know me, must they ask me to present identification?*

A: Yes

Q: *What if I need assistance to vote my ballot?*

A: Simply inform an election official that you need assistance. You may ask two election officials to assist you in marking your ballot, or another

person of your choice may assist you. If you are physically unable to stand in line, you may request to advance to the front of the line.

- If you are disabled, an election official may not bring a ballot to your car. Plan ahead to vote absentee if you are physically unable to enter your polling site. Under no circumstances may a ballot leave the polling site.

Q: *What if I make a mistake on my ballot?*

A: If you have not yet put your ballot into the ballot box, you may ask an election official for another ballot. You will be asked to sign a Spoiled Ballot Affidavit. Do not hesitate to ask to start over. You may “spoil” up to two ballots and receive another (three ballots total). Once you drop your ballot in the ballot box, no changes can be made.

Q: *What if I’m at the polls and my current address differs from the one on the Precinct Voter List?*

A: For you to vote a regular ballot:

- The election official must contact the county clerk,
and
- The county clerk must verify that your address is within that precinct.

If your new address is within the current precinct:

- You must complete a voter registration form to update county voter registration records.

If your new address is NOT within the current precinct:

- The election official must contact the county clerk to determine the proper voting precinct, then you must go to the new polling site to vote.

Q: *What if my name is NOT on the Precinct Voter List at my polling site?*

A: The poll worker will contact the county clerk to confirm your current registration status using your name, date of birth and current address.

- The election officials will verify that you are a qualified registered voter in that precinct.
- If you are registered but have moved outside the precinct, you may be re-directed to the correct polling site or you may vote a Provisional Ballot.
- If your name or address differs from the Precinct Voter List, you must complete a Voter Registration Application form to update your voter record.

Q: *What if my name is NOT on the Precinct Voter Registration List AND the election official cannot confirm my registration with the county clerk?*

A: You may vote a Provisional Ballot after signing a written affirmation that you are a registered voter in the precinct in which you wish to vote and that you are eligible to vote in that election;

- The election official will provide written instructions on how to determine whether your vote was counted, and if not, why the vote was not counted, **and**
- The election official will note on the List of Voters all persons voting in this manner.

Q: *What if my polling site is not wheelchair accessible?*

A: The Americans With Disabilities Act requires all polling sites to be wheelchair accessible. Please call the State Board of Election Commissioners (800-411-6996) if you are uncertain about the accessibility of your polling site.

Q: *Who can challenge my ballot?*

A: Registered poll watchers (candidates, candidate representatives or representatives of parties or issues) are allowed inside the polls as observers. They may challenge the ballots of voters, usually based on identity, address or date of birth of the voter. In other words, a poll watcher may question whether a voter is who he says he is, lives at the stated address or is old enough to vote. The poll watcher may not speak directly to you or come within 6 feet of voting booths.

Q: *What happens if a poll watcher challenges my ballot?*

A: An election official must inform you that your ballot is being challenged by a poll watcher.

- The poll watcher must complete a Challenged Ballot Form.
- You must complete an "eligibility affirmation," which is simply a written statement that you are an eligible voter.
- You must vote on a paper ballot initialed by the election official.
- You must place the Provisional Ballot in a single envelope marked "Provisional Ballot" and seal it.
- The election official must maintain a separate list of names of provisional voters.

- All Provisional Ballots must be preserved, secured and separated from the remaining ballots so that the county board of election commissioners can verify registration and determine whether the votes may be counted.
 - Before the results of the election are certified, the county board of election commissioners must determine whether the Provisional Ballots are valid. If the commissioners suspect that election laws have been violated, they may refer the matter to the prosecuting attorney.
-

Q: *Are candidates allowed to solicit my vote outside my polling site?*

A: Yes, “electioneering” is allowed outside the polls. However, it may not occur within 100 feet of the primary entrances of the building.

- If a campaign worker or candidate approaches you within 100 feet of a poll, report the violation to the election officials at that poll immediately or contact your county board of election commissioners.
-

Q: *If I have a problem or question about voting, whom do I call?*

A: If you have a problem or question involving your **registration** information or registration status, contact your **county clerk**, who can help in cases such as:

- The time is nearing 30 days prior to an election, and you haven’t received a voter ID card.
- Your name is not on the Precinct Voter Registration List at your poll, and the election officials cannot verify your registration with the county clerk.

- You have moved or changed your name, and you need to update your voter information.

If you have a problem or question involving a poll worker, a poll watcher, or any **Election Day procedure** at a poll, contact your **county board of election commissioners**.

FAQs on Absentee Voting

Q: *What is the first step to voting absentee?*

A: Obtain an Application for Absentee Ballot from your county clerk who may mail or fax you an application. You may also request an application in person at your county clerk's office.

Q: *On the application, what do the terms “designated bearer,” “agent” and “authorized agent” mean?*

A: A “designated bearer” is anyone chosen by you to pick up or deliver your ballot.

An “agent” or “authorized agent” serves voters who are hospitalized or residing in a long-term care facility.

An administrator of a licensed facility may assist clients in the absentee voting process. To do so, the administrator must file an affidavit with the local county clerk stating that he or she is authorized by the voter to deliver the voter's ballot.

Q: *Is there a deadline for submitting an Application for Absentee Ballot to your county clerk?*

A: Yes — the deadline depends on your method for submitting the application back to the county clerk:

a) In person by you

By close of business the day BEFORE the election

b) By designated bearer

By close of business the day BEFORE the election

c) By mail or by fax

By 7 days before the election

d) By authorized agent

By 1:30 p.m. **ON** Election Day

Note: *The law does not prohibit county clerks from mailing absentee ballot applications during the seven days prior to an election. However, if you receive the application during that window, you or your chosen bearer must deliver it personally to the county clerk.*

Q: *How will I receive my ballot?*

A: On the Application for Absentee Ballot, you declare how you wish to receive it: by picking it up in person, by receiving it by mail, or by allowing a bearer to pick it up (an administrator, authorized agent or designated bearer).

Q: *Are there deadlines for picking up a ballot?*

A: The law only specifies a time window for designated bearers. They may pick up your ballot no earlier than 15 days before a preferential or general election and no earlier than 7 days before a runoff. You should pick up your ballot based on the ability to deliver it back to the county clerk on time.

Q: What are the deadlines for delivering ballots to the county clerk?

A: Again, the deadline depends on how you deliver the ballot:

a) In person by you

By close of business the day BEFORE the election

b) By mail*

Received by 7:30 p.m. ON Election Day

* Overseas absentee ballots will be accepted up to 10 days after the election.

c) By designated bearer

By 7:30 p.m. ON Election Day

d) By authorized agent

By 7:30 p.m. ON Election Day

You may NOT fax a ballot.

Q: Am I required to request a separate Application for Absentee Ballot for every election?

A: *If you reside within your county of registration, one Application for Absentee Ballot serves one election and its corresponding runoff. You must submit a new application for each election cycle.*

If you reside outside your county of registration such as students or military voters), are disabled or reside in a long-term care facility, you will automatically receive a ballot for each election for the next year.

If you are a citizen temporarily residing outside the territorial limits of the United States, you may receive absentee ballots through the next two regularly scheduled general elections for federal office, including any runoff elections that may occur as a result of the outcome of the general election.



Study Guide

Answers to Other Voting Questions

In addition to routine voting questions, the Secretary of State often fields inquiries from voters and election workers on special election situations. The following responses address scenarios that sometimes arise during Arkansas elections.

Q: *My neighbor moved across town to another precinct but still votes at the same poll I do. Is that okay?*

A: Current law does not allow a voter to cast a ballot anywhere other than the poll assigned to the voter's current residence by the county election commission (or a designated early voting site). It is possible that your neighbor's new precinct actually votes at the same polling site or that your neighbor is living temporarily in a new location and would not be required to change registration.

Voters who move within 30 days before an election should notify the county clerk as soon as possible to change their address and confirm their new polling site. Voters whose names do not appear on the voter list at the new precinct will still be allowed to vote under the "fail-safe" provision of the National Voter Registration Act as long as the move was within the same county. That ballot will be counted only after registration status is verified. (Ark. Const. Amend. 51; ACA 7-5-305)

Q: Are poll workers permitted to take a ballot to a disabled voter waiting in a car outside the polling site? It seems like a kind thing to do, but is it legal?

A: No. Ballots cannot be removed from the polling place during an election (ACA 7-5-103).

Any person who registered to vote but is unable to go to the polls may obtain an absentee ballot. If a voter can get to the polls but cannot stand in line, the law allows that person to request to be moved to the front of the line. (ACA 7-5-310)

Q: I am an elderly woman who lives alone without transportation. A volunteer with a local campaign offered to take people in my neighborhood to the polls to vote. Is that allowed?

A: Yes. However, they are not allowed to offer you any money, goods, wares or merchandise for the purpose of influencing your vote. (ACA 7-1-104)

Q: A candidate that I admire is conducting a write-in campaign. She is printing adhesive labels for us to put on our ballots to vote for her. Will my vote count if I use her adhesive label?

A: No. All write-in votes must be written in the handwriting of the person casting the vote (ACA 7-5-315), or entered on the ballot on the touchscreen machine (ACA 7-5-525).

Q: *When I went into the voting booth, I found a pencil with a candidate's name printed on it urging voters to vote for him. Is that allowed?*

A: No. Sometimes a previous voter leaves such campaign material in the voting booth inadvertently. But it is illegal for campaign materials to be in the polling place. No "electioneering" is allowed within 100 feet of the primary exterior entrance used by voters to the building containing the polling place on Election Day. (ACA 7-1-103)

Q: *After I voted, I handed my ballot to the election official, but I never saw her put it in the ballot box. Are there procedures for election officials to follow so that my ballot is secret and my vote is counted?*

A: The voter should personally insert his or her ballot into the ballot box (ACA 7-5-309). If you suspect that your ballot was mishandled, you should contact your county board of election commissioners, county clerk or prosecuting attorney as soon as possible.

Q: *Can someone trace my ballot and see how I voted?*

A: It is a matter of public record that you voted and that you voted in a particular party's primary. However, your ballot and your preferences on it cannot be traced back to you.

Q: *My daughter attends college in another state, but is registered to vote here at home. Can she vote here without having to drive all that way?*

A: A registered college student must do one thing to begin the process: phone the appropriate county clerk and request an Application for Absentee Ballot. The remainder of the process is driven by the county clerk and is very simple.

Q: *My neighbor is blind, but she would like to vote in the next election. She is a friend of one of the candidates on the ballot and he has offered to go into the voting booth with her to help her cast her ballot. Can he do that?*

A: Your neighbor or any other disabled person wishing to vote may select anyone, including a candidate, to assist in marking the ballot according to the voter's wishes. The person selected must not attempt to influence the vote.

A disabled voter may instead choose to be assisted by two election officials (ACA 7-5-310 and 311).

Additionally, at each polling site, voting equipment is now available that allows disabled voters to vote independently.

Q: *There are several people living at the local homeless shelter who have registered to vote. This can't be their permanent residence, so how are they allowed to register with only a temporary address?*

A: Arkansas law supports the right of homeless people and allows them to register to vote.

Q: *My grandmother has become senile and was recently declared mentally incompetent by a judge. The administrator at the nursing home where she lives requested an absentee ballot for her to vote in the next election. Is that allowed?*

A: Unless the court's competency order specifically states that your grandmother is prohibited from voting, she is still allowed to vote (ACA 28-65-302). Your grandmother must sign the absentee ballot application.

You may wish to seek a change in the incompetency order to specifically deal with this issue. If you feel that someone is coercing your grandmother's vote, contact your prosecuting attorney.

Q: *My neighbor's son is in state prison on a felony conviction. He has applied for an absentee ballot from prison. Can he do that?*

A: No. A person who is in prison or on parole for the conviction of a felony cannot register or vote. The Secretary of State and county clerks regularly receive criminal conviction records from the Department of Corrections. These are checked against the voter registration data so that the registrations of these voters can be promptly canceled. A convicted felon may regain the right to vote after obtaining a pardon from the governor or after discharging a sentence. Documentation must be provided to the county clerk. (Ark. Const. Amend. 51 as amended by Act 560 of 2001)

Q: *Does one vote really make much difference?*

A: It's not uncommon for elections to be decided by very narrow margins, especially in local issues. In 1998, three municipal elections in Arkansas were won by a single vote. More recently, a 2005 local initiative in Hot Springs passed by only 89 of the 9,401 votes cast. Just a handful of voters — sometimes even just one vote — can make a huge impact.



County Clerks of Arkansas

Arkansas County Clerk

Aline Ellenberg

101 Court Square
Dewitt, AR 72042
870-946-4349 • Fax: 870-946-4349

Ashley County Clerk

Regina Kersten

205 E. Jefferson #5
Hamburg, AR 71646
870-853-2020 • Fax: 870-853-2082

Baxter County Clerk

Rhonda J. Porter

#1 East 7th Street
Mountain Home, AR 72653
870-425-3475 • Fax: 870-424-5105

Benton County Clerk

Mary L. Slinkard

215 East Central, Suite 217
Bentonville, AR 72712
479-271-1013 • Fax: 479-271-1019

Boone County Clerk

Crystal Graddy

100 North Main, Suite 201
Harrison, AR 72601
870-741-8428 • Fax: 870-741-9724

Bradley County Clerk

Janet Kimbrell

101 East Cedar Street
Warren, AR 71671
870-226-3464 • Fax: 870-226-8401

Calhoun County Clerk

Alma Davis

Post Office Box 1175
Hampton, AR 71744
870-798-2517 • Fax: 870-798-2428

Carroll County Clerk

Shirley Doss

210 West Church
Berryville, AR 72616
870-423-2022 • Fax: 870-423-7400

Chicot County Clerk

Pam Donaldson

108 Main Street
Lake Village, AR 71653
870-265-8000 • Fax: 870-265-8041

Clark County Clerk

Rhonda Cole

401 Clay Street
Arkadelphia, AR 71923
870-246-4491 • Fax: 870-246-6505

Clay County Clerk

Sharon Williams

151 South 2nd Street
Piggott, AR 72454
870-598-2813 • Fax: 870-598-2813

Cleburne County Clerk

Dana Guffey

301 West Main Street
Heber Springs, AR 72543
501-362-4620 • Fax: 501-362-4622

Cleveland County Clerk

Sharon K. Gray

Post Office Box 368
Rison, AR 71665
870-325-6521 • Fax: 870-325-6144

Columbia County Clerk

Sherry L. Bell

1 Courthouse Square
Magnolia, AR 71753
870-235-3774 • Fax: 870-235-3773

County Clerks of Arkansas

Conway County Clerk

Debbie Hartman

117 S. Moose
Morrilton, AR 72110
501-354-9621 • Fax: 501-354-9610

Craighead County Clerk

Nancy Nelms

511 South Main Street
Jonesboro, AR 72401
870-933-4520 • Fax: 870-933-4514

Crawford County Clerk

Sammie Page

300 Main Street
Van Buren, AR 72956
479-474-1312 • Fax: 479-471-3236

Crittenden County Clerk

Ruth Trent

100 Court Square
Marion, AR 72364
870-739-4434 • Fax: 870-739-3072

Cross County Clerk

Peggy T. Jones

705 East Union
Wynne, AR 72396
870-238-5735 • Fax: 870-238-5739

Dallas County Clerk

Janice McDaniel

206 W. 3rd Street
Fordyce, AR 71742
870-352-2307 • Fax: 870-352-7179

Desha County Clerk

Beth McMahan

608 Robert Moore Street
Arkansas City, AR 71630
870-877-2323 • Fax: 870-877-2531

Drew County Clerk

Lyna Gullede

210 South Main
Monticello, AR 71655
870-460-6260 • Fax: 870-460-6246

Faulkner County Clerk

Melinda Reynolds

801 Locust Street
Conway, AR 72034
501-450-4909 • Fax: 501-450-4938

Franklin County Clerk

Sharon Needham

211 West Commercial
Ozark, AR 72949
479-667-3607 • Fax: 479-667-4247

Fulton County Clerk

Vicki Bishop

123 South Main
Salem, AR 72576
870-895-3310 • Fax: 870-895-3383

Garland County Clerk

Tammy Lambert

501 Ouachita Avenue
Hot Springs, AR 71901
501-622-3610 • Fax: 501-624-0665

Grant County Clerk

Carol Ewing

101 West Center
Sheridan, AR 72150
870-942-2631 • Fax: 870-942-3564

Greene County Clerk

Linda Heritage

320 West Court Street
Paragould, AR 72450
870-239-6311 • Fax: 870-239-3550

County Clerks of Arkansas

Hempstead County Clerk

Jackie Ridling
400 South Washington
Hope, AR 71802
870-777-2241 • Fax: 870-777-7829

Hot Spring County Clerk

Mary Ann Walters
210 Locust Street
Malvern, AR 72104
501-332-2291 • Fax: 501-332-2221

Howard County Clerk

Janice Huffman
421 North Main St., Room 10
Nashville, AR 71852
870-845-7502 • Fax: 870-845-7505

Independence Co. Clerk

Karen Wooldridge
192 East Main Street
Batesville, AR 72501
870-793-8830 • Fax: 870-793-8831

Izard County Clerk

Rhonda Halbrook
Post Office Box 95
Melbourne, AR 72556
870-368-4316 • Fax: 870-368-4748

Jackson County Clerk

Dottie Calhoun
208 Main Street
Newport, AR 72112
870-523-7420 • Fax: 870-523-7404

Jefferson County Clerk

Christian Trey Ashcraft
100 East Barraque
Pine Bluff, AR 71601
870-541-5322 • Fax: 870-541-5324

Johnson County Clerk

Kathy B. Pitts
215 Main Street
Clarksville, AR 72830
479-754-3467 • Fax: 479-754-2286

Lafayette County Clerk

Diane Fletcher
#2 Courthouse Square
Lewisville, AR 71845
870-921-4633 • Fax: 870-921-4505

Lawrence County Clerk

Tina Stowers
315 West Main
Walnut Ridge, AR 72746
870-886-1111 • Fax: 870-886-1122

Lee County Clerk

Pat Wilson
15 E. Chestnut St., Room 4
Marianna, AR 72360
870-295-7715 • Fax: 870-295-7783

Lincoln County Clerk

Katherine L. Denmon
300 S. Drew St., Room 101
Star City, AR 71667
870-628-5144 • Fax: 870-628-5794

Little River County Clerk

Deanna Sivley
351 N. 2nd, Suite 4-B
Ashdown, AR 71822
870-898-7208 • Fax: 870-898-7207

Logan County Clerk

Lynda Brooks
25 W. Walnut Street
Paris, AR 72855
479-963-2618 • Fax: 479-963-9017

County Clerks of Arkansas

Lonoke County Clerk

Dawn Porterfield
301 North Center
Lonoke, AR 72086
501-676-2368 • Fax: 501-676-3038

Madison County Clerk

Faron Ledbetter
201 West Main Street
Huntsville, AR 72740
479-738-2747 • Fax: 479-738-2735

Marion County Clerk

Dee Carleton
Courthouse Square
Yellville, AR 72687
870-449-6226 • Fax: 870-449-5143

Miller County Clerk

Ann Nicholas
400 Laurel #105
Texarkana, AR 71854
870-774-1501 • Fax: 870-773-4090

Mississippi County Clerk

Lib Shippen
200 W. Walnut, Room 10
Blytheville, AR 72315
870-762-2411 • Fax: 870-838-7784

Monroe County Clerk

Janet E. Tweedle
123 Madison Street
Clarendon, AR 72029
870-747-3632 • Fax: 870-747-5961

Montgomery County Clerk

Debbie Baxter
105 Hwy. 270 East
Mount Ida, AR 71957
870-867-3521 • Fax: 870-867-2177

Nevada County Clerk

Julie Stockton Oliver
215 E. 2nd Street South
Prescott, AR 71857
870-887-2710 • Fax: 870-887-5795

Newton County Clerk

Donnie L. Davis
Court Square
Jasper, AR 72641
870-446-5125 • Fax: 870-446-5755

Ouachita County Clerk

Britt Williford
145 Jefferson
Camden, AR 71711
870-837-2220 • Fax: 870-837-2217

Perry County Clerk

Barbara Lovell
310 West Main
Perryville, AR 72126
501-889-5126 • Fax: 501-889-5126

Phillips County Clerk

Linda White
620 Cherry Street, Suite 20
Helena, AR 72342
870-338-5505 • Fax: 870-338-5509

Pike County Clerk

Sandy Campbell
Courthouse Square
Murfreesboro, AR 71958
870-285-2231 • Fax: 870-285-3281

Poinsett County Clerk

Fonda Condra
401 Market Street
Harrisburg, AR 72432
870-578-4410 • Fax: 870-578-2441

County Clerks of Arkansas

Polk County Clerk

Terri Harrison

507 Church Avenue
Mena, AR 71953
479-394-8123 • Fax: 479-394-8115

Pope County Clerk

Laura McGuire

102 West Main, Suite 6
Russellville, AR 72801
479-968-6064 • Fax: 479-967-2291

Prairie County Clerk

Sharon Brown

Post Office Box 1011
Des Arc, AR 72040
870-256-4434 • Fax: 870-256-4434

Pulaski County Clerk

Pat O'Brien

401 W. Markham, Ste. 100
Little Rock, AR 72203
501-340-8446 • Fax: 501-340-8340

Randolph County Clerk

Janis Mock

107 West Broadway
Pocahontas, AR 72455
870-892-5822 • Fax: 870-892-5829

Saline County Clerk

Freddy Burton

200 North Main, Suite 9
Benton, AR 72015
501-303-5630 • Fax: 501-303-5684

Scott County Clerk

Sandy Staggs

100 West First, Box 10
Waldron, AR 72958
479-637-2642 • Fax: 479-637-0124

Searcy County Clerk

Wesley Smith

Courthouse Square
Marshall, AR 72560
870-448-3807 • Fax: 870-448-5005

Sebastian County Clerk

Doris Tate

35 South 6th Street
Fort Smith, AR 72901
479-782-5065 • Fax: 479-784-1567

Sevier County Clerk

Sandra Dunn

115 N. Third Street
De Queen, AR 71832
870-642-2852 • Fax: 870-642-3986

Sharp County Clerk

Tommy Estes

718 Ash Flat Drive
Ash Flat, AR 72513
870-994-7361 • Fax: 870-994-7712

St. Francis County Clerk

Elizabeth Smith

313 South Izard, Room 2
Forrest City, AR 72336
870-261-1725 • Fax: 870-630-1210

Stone County Clerk

Donna Wilson

107 West Main Street
Mountain View, AR 72560
870-269-5550 • Fax: 870-269-9058

Union County Clerk

Connie Chandler

101 North Washington
El Dorado, AR 71730
870-864-1910 • Fax: 870-864-1937

County Clerks of Arkansas



Van Buren County Clerk

Ester Bass

451 Main Street, Suite 2
Clinton, AR 72031
501-745-4140 • Fax: 501-745-7447

Washington County Clerk

Karen C. Pritchard

208 North College Avenue
Fayetteville, AR 72701
479-444-1711 • Fax: 479-444-1894

White County Clerk

Tanya Burleson

300 North Spruce
Searcy, AR 72143
501-279-6204 • Fax: 501-279-6260

Woodruff County Clerk

Becky Hicks

500 North Third Street
Augusta, AR 72006
870-347-2871 • Fax: 870-347-2608

Yell County Clerk

Sharon Barnett
Fifth and Main Streets
Danville, AR 72833
479-229-4404 • Fax: 479-229-5634



Election Dates 2008

Presidential Primary

January 7 Voter registration deadline for this election
January 29 through February 4 Early Voting
February 5 Election Day

Primary & Nonpartisan General Election

April 21 Voter registration deadline for this election
May 5 through May 19 Early Voting
May 20 Election Day

Primary Election Runoff

May 11 Voter registration deadline for this election
June 3 through June 9 Early Voting
June 10 Election Day

School Election

August 17 Voter registration deadline for this election
September 9 through September 15 Early Voting
September 16 Election Day

General Election & Nonpartisan Runoff

October 6 Voter registration deadline for this election
October 20 through November 3 Early Voting
November 4 Election Day

General Election Runoff

(County & Municipal races)

October 26... Voter registration deadline for this election
November 18 through November 24 Early Voting
November 25 Election Day



Energetic Leadership Educating Citizens Together

A voter education program presented by

Arkansas Secretary of State

Charlie Daniels

**Elections Division, State Capitol Room 26
Little Rock, Arkansas 72201-1094**

www.sos.arkansas.gov



Open Book Exam

Where to find the answers

Arkansas Secretary of State
Elections Division.....800-247-3312

State Board (501) 682-1834 or
of Election Commissioners.....800-411-6996

My County Clerk....._____

County Clerk's Phone #....._____









My Precinct #....._____

My Polling Place....._____

*For more information on elections and voting, visit the
Arkansas Secretary of State's website:*

www.sos.arkansas.gov

Information you can find on the website includes:

-  **Voter Registration Application**
-  **Election Results**  **Upcoming Election Dates**
-  **Candidate Information Forms**
-  **Election Calendar**  **Arkansas Register**
-  **Directory of Elected Officials**
-  **Initiatives and Referenda**